

COSMIC IP65 LED FLOODLIGHT, BLACK, 4,000K

These high-quality LED floodlights provide a slim and attractive solution for illuminating a variety of outdoor areas whilst reducing electricity costs associated with traditional light sources by around 50%. The wide range of power options makes these fittings ideal for applications from small domestic patio areas to loading bays or tennis courts



**Applications:**

- Decking and patio areas
- Drive and pathways
- Sign illumination
- Car parks
- Loading bays
- Outdoor assembly areas
- Sports courts
- Outside storage areas

**Construction:**

Black powder coated die cast aluminium body  
 Tempered glass diffuser  
 Cold Rolled and formed steel (SPCC) mounting bracket  
 Stainless steel bracket screws  
 FR-4 PCB material

**Features:**

- Extensive range of power and lumen packages
- High quality black powder coated finish
- Manufactured from die cast aluminium body, SPCC steel bracket and stainless steel adjusting screws
- Tempered glass diffuser with 110-degree flood beam
- Very slim fitting
- Utilises high quality 4,000K SMD LED's with:
  - High luminous flux
  - Low power consumption
  - High efficacy
  - Long LED life
- Neutral white colour temperature with high CRI
- Solid state technology
- Wide ambient operating temperature range
- Pre-drilled mounting bracket
- Pre-wired with 1m of flex
- Ingress protection of IP65

**Benefits:**

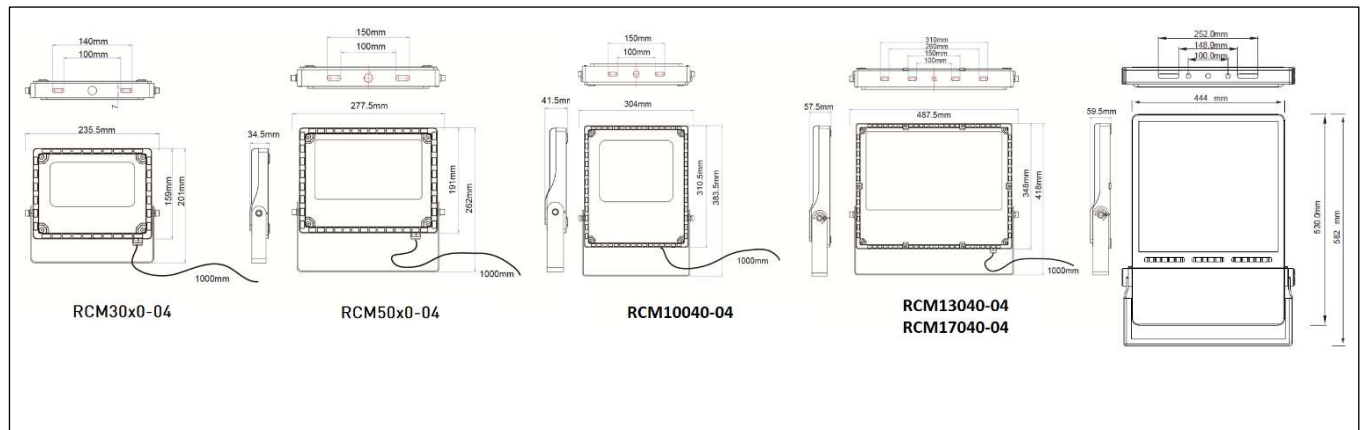
- Ideal for small domestic or larger area flood lighting
- Attractive colour finish that will last for many years
- Strong and durable, weather resistant
- Assists with heat dissipation for long LED & driver life
- Provides an IK07 impact rating so not easily broken and
- Wide beam for maximum area coverage
- Very little protrusion from the mounting position
- Not easily damaged
- Very high lumen output and low power ensure high efficacy providing comparable lighting performance to high power consumption Tungsten Halogen or Metal Halide to provide huge energy savings and low running costs
- Reduces carbon emissions and building carbon footprint
- Long life of 50,000 hours with no costly lamp replacements or other maintenance costs
- Provides good visibility and colour reproduction
- Ideal for security camera recording
- Rugged – No heat filaments or electrodes to prematurely fail through vibration or environment temperature variations
- No warm up or cool down period so ideal for switching by microwave, PIR and/or photocell to provide even greater energy savings without detriment to LED life
- Ideal for areas with extremes of temperatures
- Provides for speedy mounting & installation
- Flex can be wired into a conveniently positioned JB
- No issues of the fitting IP rating being compromised
- Suitable for installation in wet and dusty environments

OUTDOOR

**ROBUS®**

COSMIC IP65 LED FLOODLIGHT, BLACK, 4,000K

Product Code:	RCM3040-04	RCM5040-04	RCM10040-04	RCM13040-04	RCM17040-04	RCM30040-04
Comparable to Metal Halide/ Halogen	50/200	80/350	150/800	250/1200	400/1500	500/2000
Total Power (W):	28.8	47.8	94.6	127.0	174.7	284.4
Total Light Output (lm):	3,220	5,260	11,490	18,110	24,770	39,610
Efficacy (lm / cctW):	112	110	121	143	142	139
Rated LED Life (hrs):	50,000	50,000	50,000	50,000	50,000	50,000
Warranty (yrs):	5	5	5	5	5	5
ILLuminance at 1m (lx):	1,200	1,900	4,200	6,520	8,920	13,610
Beam Angle (deg):	110	110	110	110	110	110
CCT (K):	4,000	4,000	4,000	4,000	4,000	4,000
CRI (Ra):	80	80	80	80	80	80
Ingress Protection (IP):	65	65	65	65	65	65
Impact Rating (IK):	07	07	07	07	07	07
Operating Temperature (°C):	-20 ≤ Ta ≤ +40	-20 ≤ Ta ≤ +40	-20 ≤ Ta ≤ +40	-20 ≤ Ta ≤ +40	-20 ≤ Ta ≤ +40	-20 ≤ Ta ≤ +40
Operating Voltage (Vac):	220-240	220-240	220-240	220-240	220-240	220-240
Power Factor (PF):	0.97	0.97	0.97	0.97	0.97	0.97
Height (mm):	201	262	383.5	418	418	582
Width (mm):	235.5	277.5	304	487.5	487.5	444
Depth (mm):	34.5	41.5	57.5	59.5	59.5	60
Windage (m²)	0.039	0.057	0.103	0.187	0.187	0.236
Box Qty:	1	1	1	1	1	1
Weight (kg):	1.1	1.6	3.5	5.9	5.9	11.5

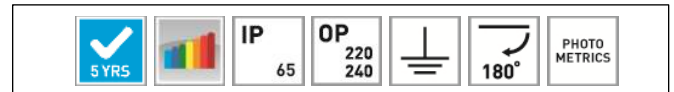


**Accessories:**

**RCMS-04** Spigot for pole and mast mounting for 300W

**Standards & Approvals:**

Complies with: AS/NZS 60598, IEC 55015, CISPR 15, IEC 61000, IEC 62493, IEC 61547, IEC 62471, RCM



**Polar Intensity Diagram:**

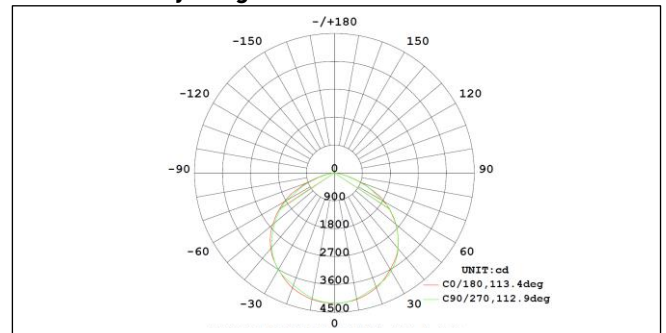


Diagram for RCM10040-04. Other diagrams available on request

**Cone Illuminance Diagram:**

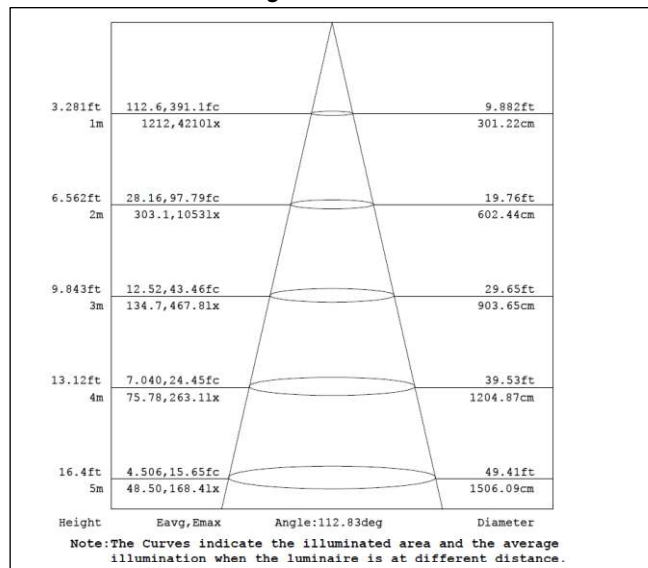


Diagram for RCM10040-04. Other diagrams available on request



PLEASE NOTE: INFORMATION IN THIS DOCUMENT MAY BE SUBJECT TO CHANGE WITHOUT PRIOR NOTICE

IRE: TEL: +353 1 709 9000 WEB: WWW.LEDGROUPROBUS.COM  
 AUS: TEL: +61 7 3890 5444 WEB: WWW.LEDGROUPROBUS.COM.AU