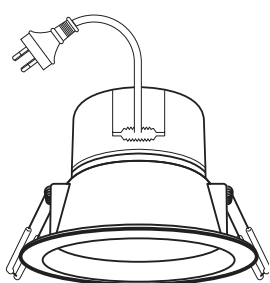




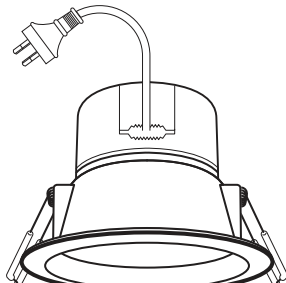
A brand of **legrand**

LED Downlights Instruction Manual

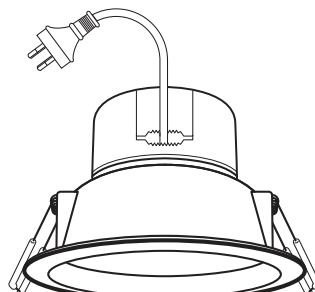
Cat. no. DLI7001, DLI7002, DLI9001, DLI9002, DLI12501, DLI12502, DLI7003, DLI7004, DLI9003, DLI9004, DLI7003BL, DLI7004BL, DLI9003BL, DLI9004BL



DLI70 Series



DLI90 Series



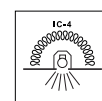
DLI125 Series



Class II construction



Dimmable



IC-4 Insulation Rating




1 Specifications

Fasica Colour	Cat. No.					
	WHITE	DLI7001	DLI7002	DLI9001	DLI9002	DLI12501
BRUSHED CHROME	DLI7003	DLI7004	DLI9003	DLI9004	-	-
BLACK	DLI7003BL	DLI7004BL	DLI9003BL	DLI9004BL	-	-
Supply Voltage	230-240V~ 50Hz					
Input Power	5.0W			7W		
Power Output	4.3W			6W		
Power Factor	0.9					
Lumens Output	505lm	515lm	700lm	820lm	700lm	820lm
Colour Temperature (Nominal)	3000K	4000K	3000K	4000K	3000K	4000K
Colour Rendering Index (CRI)	80+					
Beam Angle	90°		85°		90°	
IP Rating	IP44					
Ceiling Cutout Size	Ø70mm		Ø90mm		Ø125mm	
Depth into Ceiling	66mm		70mm		76mm	
Fascia Size	Ø94mm		Ø111mm		Ø150mm	
Length of Power Cord	1m					

2 Installation

1. Cut out a hole in the ceiling. Refer to "Ceiling Cutout Size" in the Specifications section for the cutout size.
2. Connect mains cable.
3. Fold back spring clips and insert into cutout.

3 LED Downlight Lamp Life

Cat. No.		
DLI70 Series	35,000h	Rated Average Lamp LED Life @ 25°C when installed with the default insulation clearances specified by AS/NZS 3000-2007 
DLI90 Series		
DLI125 Series		
DLI70 Series	20,000h	Rated Average Lamp LED Life @ 25°C when installed with the thermal insulation abutting and covering the fixture in accordance with the IC-4 rating specified in AS/NZS 60598.2.2  
DLI90 Series		
DLI125 Series		

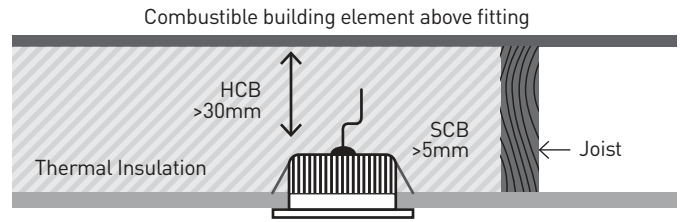
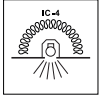
Note: This form of installation complies with the Wiring Rules AS/NZS 3000:2007 requirement for recessed downlights, clause 4.5.2.3.1 (i).

4 Insulation Rating

This series of downlights has achieved an IC-4 insulation rating in accordance with AS/NZS 60598.2.2.

A type IC-4 luminaire can be installed with building insulation material that can safely be exposed continuously to temperatures up to 90°C. Such insulation can cover and abut the side of the luminaire.

Refer to the diagram shown on the right for clarification.



Note: Not suitable for use with loose-fill insulation.

If installed in accordance with the IC-4 rating, insulation shall have a minimum temperature rating of 90°C.

WARNING - Risk of overheating or fire if the clearance distances are compromised.

Required clearance from structural members and buildings elements SCB = 5mm HCB = 30mm

SCB - Side Clearance to Building element: Minimum distance between the side of the recessed luminaire and any building element.

HCB - Height Clearance to Building element: Minimum distance between the top of the recessed luminaire and any building element above it.

5 Dimming

This series of downlights are dimmable with trailing edge dimmers only. We recommend the following dimmers only.

Cat. No.	DLI70 Series		DLI90 Series and DLI125 Series	
	DOWNLIGHTS QTY PER DIMMER	DIMMING RANGE	DOWNLIGHTS QTY PER DIMMER	DIMMING RANGE
Legrand EM400A3P, AR400A3P	16 max	1% - 100%	12 max	1% - 100%
Legrand EM400A2P	16 max	7% - 89%	12 max	9% - 97%
Legrand EM400T, AR400T	16 max	8% - 94%	12 max	7% - 100%
HPM 400T	16 max	8% - 94%	12 max	7% - 100%
Legrand EM250T	11 max	7% - 100%	8 max	7% - 100%
HPM 250T	11 max	7% - 100%	8 max	7% - 100%
HPM 700T	28 max	15% - 100%	21 max	13% - 100%
HPM1000T	40 max	18% - 100%	30 max	16% - 100%

6 Disclaimers

1. This product must be installed and used as per these instructions. 2. An IP rating of IP44 is generally considered suitable for external walls with supplementary protection such as overhanging eaves. 3. The IP rating of this product is only valid when installed on a flat and non-porous surface. Additional sealing may be required for irregular surfaces. 4. This product contains no serviceable parts and no attempt should be made to repair this product. If the product is faulty it should be discarded. 5. This product is not suitable for installation in hazardous and/or corrosive areas. 6. Electrical installations periodically receive transient over voltages. This product has been designed to minimise the effect of such voltages on connected equipment. It may not give full protection for extreme over-voltage transients such as those resulting from a close lighting strike. 7. This product utilises intellectual property in the form of registered designs, trademarks, and/or patents. Such intellectual property remains the property of Legrand in all cases. 8. This product has been designed to operate in ambient temperatures: -5°C to 25°C, occasionally reaching 35°C. 9. The material in this product may vary in colour from batch to batch. Colour matching from one batch to another cannot be guaranteed. 10. Legrand reserves the right to modify the specification of this product at any time.

Warranty

Legrand warrants this product for a period of 3 years from the date of purchase.

These goods come with guarantees that cannot be excluded under the Australian and New Zealand Consumer Laws. You are entitled to a replacement or a refund for a major failure and for compensation for any other reasonably foreseeable loss or damage. You are also entitled to have the goods repaired if the goods fail to be of acceptable quality and the failure does not amount to a major failure.

See the Warranty card enclosed with this product for further details.

Customer Service

For all Customer Service and Technical Support please call Monday to Friday during business hours.

Legrand Australia
1300 369 777
www.hpm.com.au

Legrand New Zealand
0800 476 009
www.hpm.co.nz

ABN: 31 000 102 661