


Product Environmental Profile

Acti9 Comb busbar with connectors





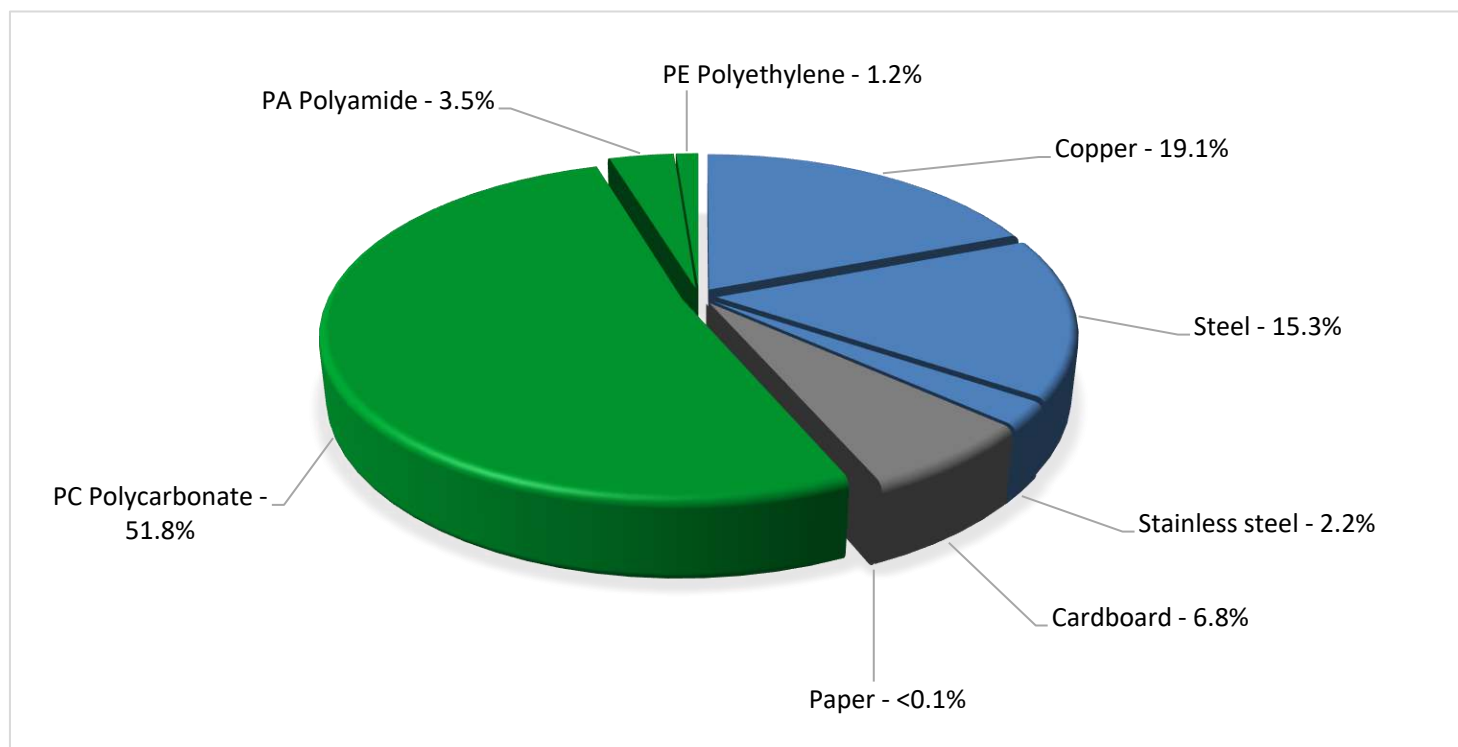
General information

Representative product	Acti9 Comb busbar with connectors - A9XPP724
Description of the product	Phase-Neutral comb busbar is used to deliver power to MCB which are on the same row of the distribution board.
Functional unit	<p>Technical parameters of A9 Comb busbar with connectors:</p> <p>Operating current at 40°C (Ie):63A</p> <p>Short circuit current (Isc):Compatible with the breaking capacity of Acti9 Schneider Electric circuit breakers</p> <p>Rated insulation voltage (Ui):400 V AC (Ph/N) - 440 V AC (Ph/Ph)</p> <p>Operating voltage (Ue):230 V AC (Ph/N) - 400 V AC (Ph/Ph)</p> <p>In accordance with the standard IEC 61439-1</p>



Constituent materials

Reference product mass 350 g including the product, its packaging and additional elements and accessories



Plastics	56.5%
Metals	36.6%
Others	6.9%



Substance assessment

Details of ROHS and REACH substances information are available on the Schneider-Electric Green Premium website

<http://www2.schneider-electric.com/sites/corporate/en/products-services/green-premium/green-premium.page>



Additional environmental information

The Acti9 Comb busbar with connectors presents the following relevant environmental aspects

Manufacturing	Manufactured at a Schneider Electric production site ISO14001 certified
Distribution	Weight and volume of the packaging optimized, based on the European Union's packaging directive Packaging weight is 29.5 g, consisting of cardboard (84.66%), PE(15.25%), Paper(0.09%)
Installation	The product does not require special installation procedure and requires little to no energy to install. The disposal of the packaging materials are accounted for during the installation phase (including transport to disposal).
Use	The product does not require special maintenance operations.
End of life	End of life optimized to decrease the amount of waste and allow recovery of the product components and materials No special end-of-life treatment required. According to countries' practices this product can enter the usual end-of-life treatment process. Recyclability potential: 36% Based on "ECO'DEEE recyclability and recoverability calculation method" (version V1, 20 Sep. 2008 presented to the French Agency for Environment and Energy Management: ADEME).



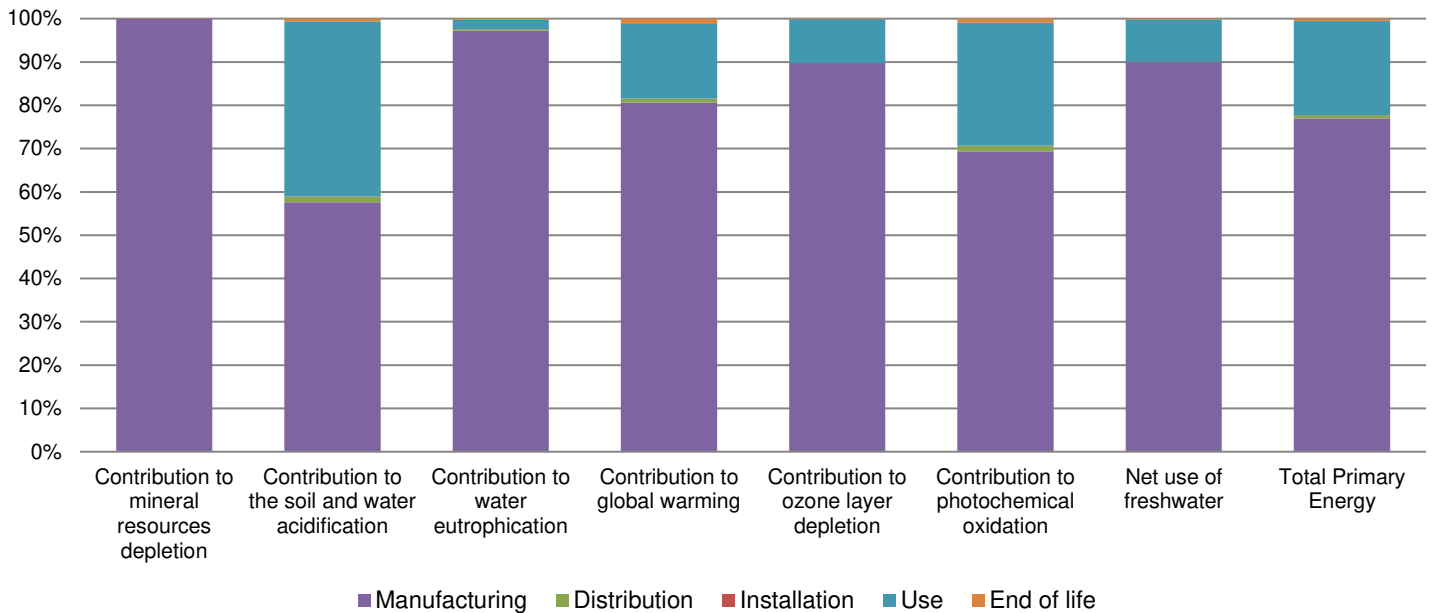
Environmental impacts

Reference life time	20 years								
Product category	Other equipments - Passive product - continuous operation								
Installation elements	The disposal of the packaging materials are accounted for during the installation phase (including transport to disposal).								
Use scenario	load rate / rated current (In): 30 % of In percentage of utilization time: 100%								
Geographical representativeness	France								
Technological representativeness	Phase-Neutral comb busbar is used to deliver power to MCB which are on the same row of the distribution board.								
Energy model used	<table border="1"> <thead> <tr> <th>Manufacturing</th> <th>Installation</th> <th>Use</th> <th>End of life</th> </tr> </thead> <tbody> <tr> <td>Energy model used: Poland</td> <td>Electricity grid mix; AC; consumption mix, at consumer; 230V; FR</td> <td>Electricity grid mix; AC; consumption mix, at consumer; 230V; FR</td> <td>Electricity grid mix; AC; consumption mix, at consumer; 230V; FR</td> </tr> </tbody> </table>	Manufacturing	Installation	Use	End of life	Energy model used: Poland	Electricity grid mix; AC; consumption mix, at consumer; 230V; FR	Electricity grid mix; AC; consumption mix, at consumer; 230V; FR	Electricity grid mix; AC; consumption mix, at consumer; 230V; FR
Manufacturing	Installation	Use	End of life						
Energy model used: Poland	Electricity grid mix; AC; consumption mix, at consumer; 230V; FR	Electricity grid mix; AC; consumption mix, at consumer; 230V; FR	Electricity grid mix; AC; consumption mix, at consumer; 230V; FR						

Compulsory indicators

Acti9 Comb busbar with connectors - A9XPP724

Impact indicators	Unit	Total	Manufacturing	Distribution	Installation	Use	End of Life
Contribution to mineral resources depletion	kg Sb eq	1.69E-04	1.69E-04	0*	0*	4.03E-08	0*
Contribution to the soil and water acidification	kg SO ₂ eq	1.65E-02	9.52E-03	2.06E-04	7.40E-06	6.69E-03	1.04E-04
Contribution to water eutrophication	kg PO ₄ ³⁻ eq	1.18E-02	1.15E-02	4.75E-05	3.11E-06	2.51E-04	3.06E-05
Contribution to global warming	kg CO ₂ eq	5.13E+00	4.13E+00	4.52E-02	1.80E-03	8.84E-01	6.26E-02
Contribution to ozone layer depletion	kg CFC11 eq	2.12E-06	1.90E-06	0*	0*	2.15E-07	2.40E-09
Contribution to photochemical oxidation	kg C ₂ H ₄ eq	1.11E-03	7.73E-04	1.47E-05	5.57E-07	3.16E-04	1.07E-05
Resources use	Unit	Total	Manufacturing	Distribution	Installation	Use	End of Life
Net use of freshwater	m ³	2.36E-02	2.13E-02	4.04E-06	0*	2.31E-03	4.94E-05
Total Primary Energy	MJ	8.27E+01	6.36E+01	6.39E-01	2.28E-02	1.79E+01	4.97E-01




Optional indicators		Acti9 Comb busbar with connectors - A9XPP724					
Impact indicators	Unit	Total	Manufacturing	Distribution	Installation	Use	End of Life
Contribution to fossil resources depletion	MJ	6.52E+01	5.51E+01	6.34E-01	2.22E-02	9.11E+00	3.99E-01
Contribution to air pollution	m³	6.57E+02	6.14E+02	1.92E+00	1.02E-01	3.79E+01	3.63E+00
Contribution to water pollution	m³	8.44E+02	7.95E+02	7.43E+00	2.59E-01	3.71E+01	4.56E+00
Resources use	Unit	Total	Manufacturing	Distribution	Installation	Use	End of Life
Use of secondary material	kg	3.95E-02	3.95E-02	0*	0*	0*	0*
Total use of renewable primary energy resources	MJ	2.11E+00	8.28E-01	8.51E-04	0*	1.28E+00	5.49E-04
Total use of non-renewable primary energy resources	MJ	8.06E+01	6.28E+01	6.38E-01	2.27E-02	1.66E+01	4.96E-01
Use of renewable primary energy excluding renewable primary energy used as raw material	MJ	2.04E+00	7.53E-01	8.51E-04	0*	1.28E+00	5.49E-04
Use of renewable primary energy resources used as raw material	MJ	7.50E-02	7.50E-02	0*	0*	0*	0*
Use of non renewable primary energy excluding non renewable primary energy used as raw material	MJ	7.44E+01	5.66E+01	6.38E-01	2.27E-02	1.66E+01	4.96E-01
Use of non renewable primary energy resources used as raw material	MJ	6.21E+00	6.21E+00	0*	0*	0*	0*
Use of non renewable secondary fuels	MJ	0.00E+00	0*	0*	0*	0*	0*
Use of renewable secondary fuels	MJ	0.00E+00	0*	0*	0*	0*	0*
Waste categories	Unit	Total	Manufacturing	Distribution	Installation	Use	End of Life
Hazardous waste disposed	kg	1.50E+01	1.45E+01	0*	0*	0*	5.56E-01
Non hazardous waste disposed	kg	5.39E+00	2.08E+00	1.60E-03	3.77E-03	3.31E+00	1.52E-03
Radioactive waste disposed	kg	4.43E-03	1.73E-03	1.14E-06	0*	2.70E-03	2.42E-06
Other environmental information	Unit	Total	Manufacturing	Distribution	Installation	Use	End of Life
Materials for recycling	kg	1.82E-01	3.59E-02	0*	2.62E-02	0*	1.20E-01
Components for reuse	kg	0.00E+00	0*	0*	0*	0*	0*
Materials for energy recovery	kg	1.01E-02	0*	0*	0*	0*	1.01E-02
Exported Energy	MJ	7.91E-05	7.44E-06	0*	7.17E-05	0*	0*

* represents less than 0.01% of the total life cycle of the reference flow

Life cycle assessment performed with EIME version EIME v5.9.1, database version 2016-11 in compliance with ISO14044.

The manufacturing phase is the life cycle phase which has the greatest impact on the majority of environmental indicators (based on compulsory indicators).

Please note that the values given above are only valid within the context specified and cannot be used directly to draw up the environmental assessment of an installation.

Registration number :	SCHN-00570-V01.01-EN	Drafting rules	PCR-ed3-EN-2015 04 02
Verifier accreditation N°	0	Supplemented by	PSR-0005-ed2-EN-2016 03 29
Date of issue	01/2021	Information and reference documents	www.pep-ecopassport.org
		Validity period	5 years
Independent verification of the declaration and data, in compliance with ISO 14025 : 2010			
Internal	External	X	
The PCR review was conducted by a panel of experts chaired by Philippe Osset (SOLINNEN)			
PEP are compliant with XP C08-100-1 :2016			
The elements of the present PEP cannot be compared with elements from another program.			
Document in compliance with ISO 14025 : 2010 « Environmental labels and declarations. Type III environmental declarations »			
			

Schneider Electric Industries SAS
Country Customer Care Center
<http://www.schneider-electric.com/contact>
35, rue Joseph Monier
CS 30323
F- 92506 Rueil Malmaison Cedex
RCS Nanterre 954 503 439
Capital social 896 313 776 €
www.schneider-electric.com

Published by Schneider Electric

SCHN-00570-V01.01-EN

© 2019 - Schneider Electric – All rights reserved

01/2021